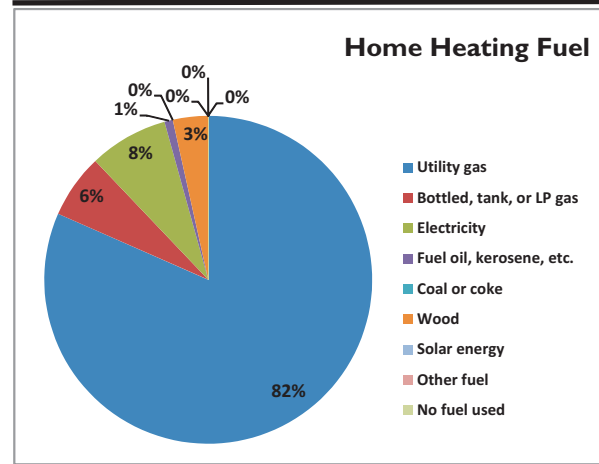


# HOUSING CHARACTERISTICS

**Total Housing Units:** 2,081  
**Occupied Housing Units:** 1,841 (88.5%)  
**Vacant Housing Units:** 240 (11.5%)



## Selected Housing Characteristics (based on occupied housing units)

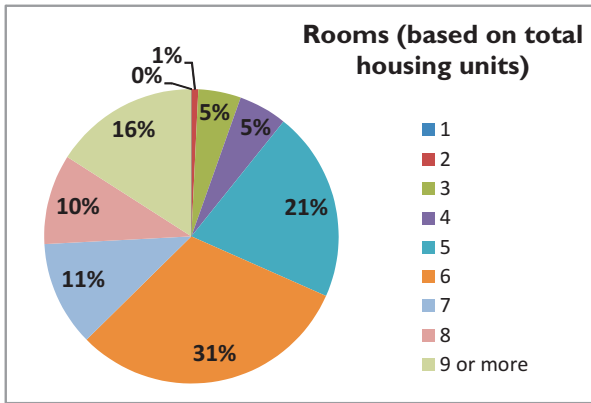
Lacking complete plumbing facilities: 0 (0.0%)  
 Lacking complete kitchen facilities: 0 (0.0%)  
 No telephone service available: 12 (0.7%)

## Selected Monthly Owner Costs

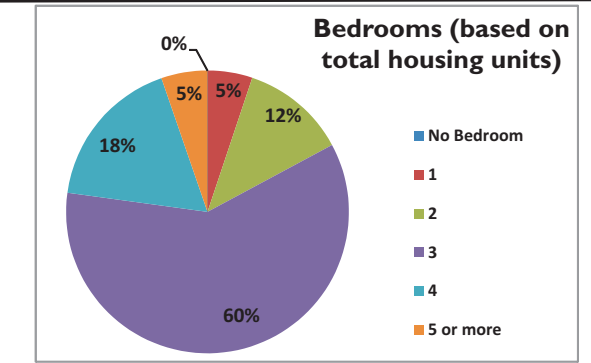
Median with a mortgage: \$1,412  
 Median without a mortgage: \$463

The data in this document is taken from the 2010 United States Census Demographic Profile Data and the American Community Survey (ACS) 5-year estimate reports. For small areas, 5-year estimates contain data collected from 2006 through 2010.

For more complete information, in addition to historical population figures, population estimates, and Licking County profiles, visit [www.census.gov](http://www.census.gov).

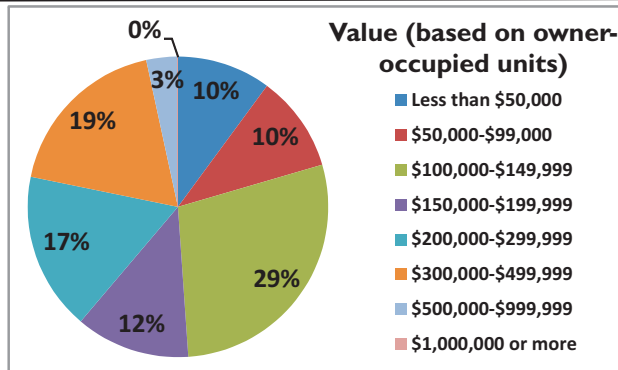


Median rooms: 6.1



## Mortgage Status (based on owner-occupied units)

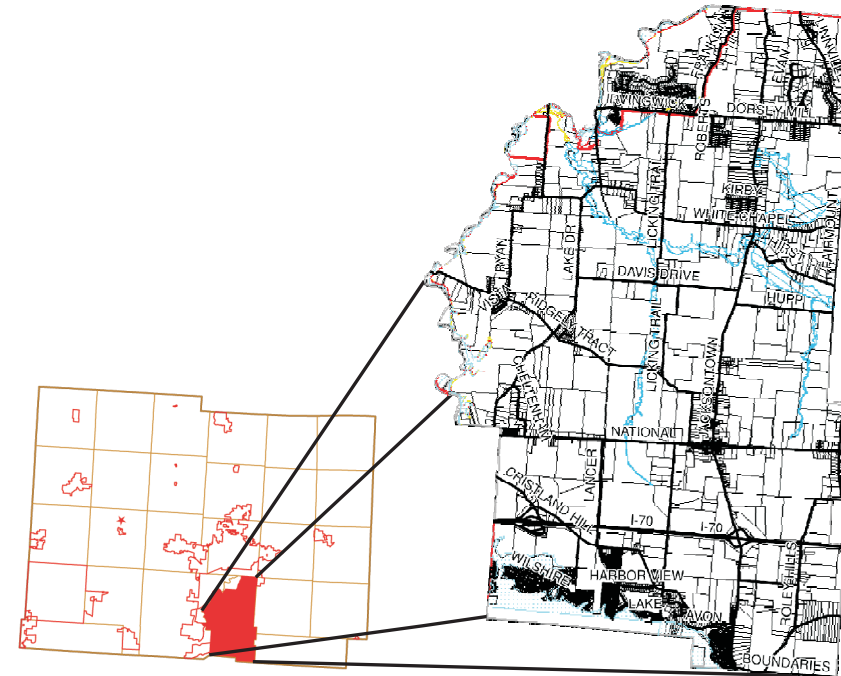
Housing units with a mortgage: 954 (66.0%)  
 Housing units without a mortgage: 492 (34.0%)



Median value: \$154,500

# 2010 CENSUS FACT SHEET FOR LICKING TOWNSHIP, OHIO

Demographic, Social, Economic, and Housing Characteristics from the U.S. Census Bureau/American FactFinder



Prepared by the  
 Licking County Planning Commission  
 20 South Second St., Newark, OH 43055  
 Phone: 740-670-5200



Fax: 740-670-5197  
[www.lcounty.com/planning/census.aspx](http://www.lcounty.com/planning/census.aspx)

## GENERAL POPULATION

**Total Population:** 4,632  
Median age in years: 45.2

**Male Population:** 2,327 (50.2%)  
Median age in years: 44.6

**Female Population:** 2,305 (49.8%)  
Median age in years: 45.7

**One Race:** 4,589 (99.1%)  
White: 4,512 (97.4%)  
Black/African American: 38 (0.8%)  
Hispanic or Latino: 31 (0.7%)  
Asian: 9 (0.2%)

American Indian and Alaska Native: 19 (0.4%)  
Native Hawaiian and Other Pacific Islander: 0 (0.0%)  
Some other race: 11 (0.2%)

**Two or More Races:** 43 (0.9%)

## SOCIAL CHARACTERISTICS

**Total Households:** 1,841

**Family Households:** 1,360 (73.9%)  
With own children under 18: 447 (24.3%)

**Married-Couple Family:** 1,143 (62.1%)  
With own children under 18: 349 (19.0%)

**Male Householder, No Wife Present, Family:** 71 (3.9%)  
With own children under 18: 31 (1.7%)

**Female Householder, No Husband Present, Family:** 146 (7.9%)  
With own children under 18: 67 (3.6%)

**Non-Family Households:** 481 (26.1%)

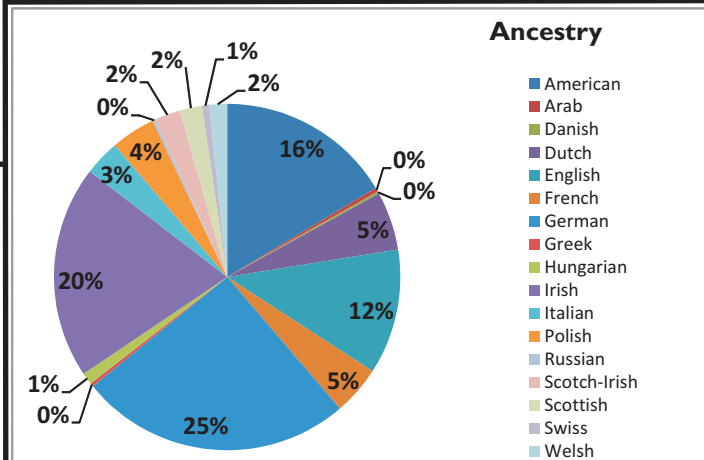
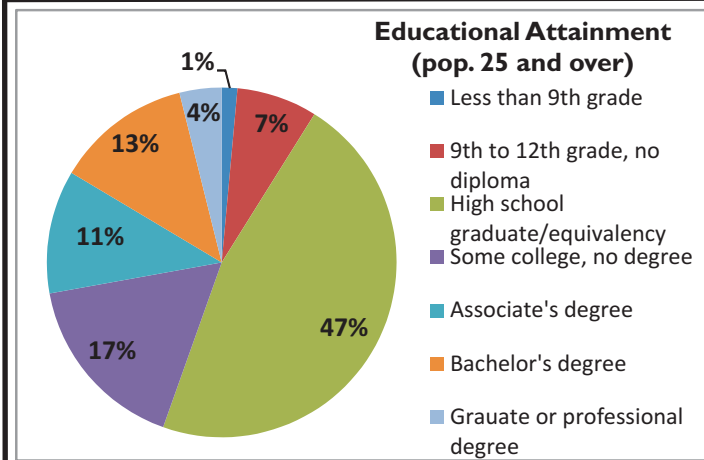
**Householder Living Alone:** 385 (20.9%)  
65 and over: 161 (8.7%)

**Average Household Size:** 2.52

**Average Family Size:** 2.89

**Foreign-Born Population:** 50  
Naturalized U.S. citizen: 38  
Not a U.S. citizen: 12

**Veteran Status (civilian population 18 years and over)**  
Civilian veterans: 481 (13.8%)



## ECONOMIC CHARACTERISTICS

**Employment Status (population 16 and over)**

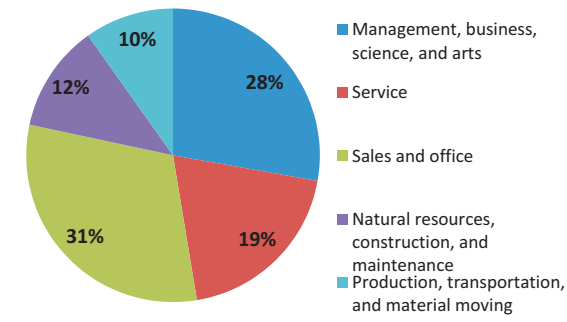
In labor force: 2,677 (71.7%)  
Civilian labor force: 2,677 (71.7%)

Armed forces: 0 (0.0%)

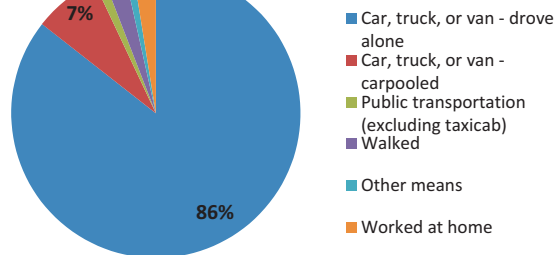
Not in labor force: 1,057 (28.3%)

Percent unemployed (civilian labor force): 4.6%

**Occupation (civilian employed pop. 16 and over)**



**Commuting to Work (workers 16 and over)**



Mean travel time to work: 27.9 minutes

**Class of Worker (civilian employed population 16 years and over)**

Private wage and salary workers: 1,918 (75.1%)

Government workers: 371 (14.5%)

Self-employed in own not-incorporated business workers: 233 (9.1%)

Unpaid family workers: 33 (1.3%)

**Percentage of Families and People Whose Income in the Past 12 Months is Below the Poverty Level**

All people: 7.5%

All families: 5.0%

With related children under 18: 9.5%

With related children under 5 only: 0.0%

Married couple families: 1.0%

With related children under 18: 0.0%

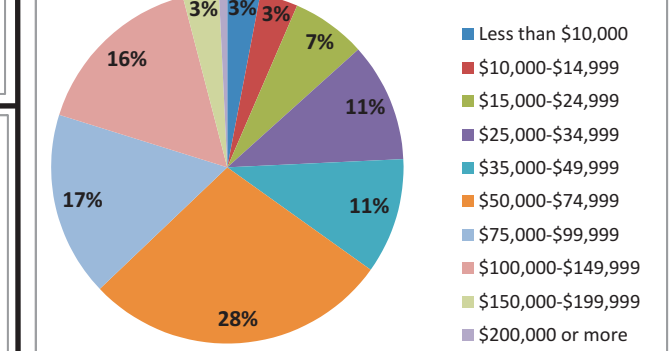
With related children under 5 only: 0.0%

Families with female householder, no husband present: 41.5%

With related children under 18: 44.4%

With related children under 5 only: 0.0%

**Income and Benefits (total households in 2010 inflation-adjusted dollars)**



Median household income: \$65,913

Median family income: \$71,563

Median earnings for workers: \$31,075

Median earnings for male, full-time, year-round workers: \$53,598

Median earnings for female, full-time, year-round workers: \$34,688